

# BATTLECRY

APRIL 2020



**THE DARKSABER**

**MEET THE CHEF**

**BABYSITTER BRIGADE**

The Mandalorian Mercs is a worldwide Star Wars costuming organization comprised of and operated by Star Wars fans and volunteers. It is the elite Mandalorian costuming organization but it is not affiliated with or endorsed by Lucasfilm Ltd. Star Wars, its characters, costumes, and all associated items are the intellectual property of Lucasfilm. © 2020 Lucasfilm Ltd. & ™ All rights reserved. Used under authorization.

mos

# CONTENTS

**03. WELCOME**

**04. BATTLE REPORTS**

**06. CLUB NEWS - THE MANDALORIAN MERCS BUILDERS GROUP**

**10. BRIGADES - THE VANGUARD**

**12. BRIGADES - BABYSITTER DIVISION**

**13. ASK TEROCH - IF YOU DARE...**

**14. HOLONET NEWS - THE DARKSABER**

**16. THE ARMOURY - AIRBRUSH METALLIC WEATHERING**

**18. THE BESKAR CHEF**

**19. FROM THE EDITOR**

# CREDITS

## **EDITORIAL**

Lee "Jaryn Solus" Rossi

## **BRIGADES WRITER**

Jerry "Ahn'vil Burk'yc" Bogaert

## **CONTRIBUTORS**

Lesley "BrieKalan" Farquhar  
Tom 'Mandalore the Uniter' Hutchens  
Bill "Talon Ven'ad" Stellin

## **WITH THANKS TO**

Matt Booker - Fantha Tracks

## **PROOF READERS**

Tom "Mandalore the Uniter" Hutchens  
Lesley "BrieKalan" Farquhar  
Simon "Tak'ur Kemir" Spencer  
Nicholas "Hik'aari" Wetzel  
Bill "Talon Ven'ad" Stellin

## **COVER PHOTO**

Oskar Mora & Marco Campozano



Greetings Vode,

In the span of two BattleCry issues, the world has changed dramatically. We are all living through times that none of us could have ever imagined, and what comforts me in the darkness is knowing that we have each other; our global Mandalorian family.

Doing our part to support the initiative of COVID-19 Social Distancing means 100% of our global trooping has come to a standstill. Regions, clans, and members from around the world have stepped up to create engaging content online for our members and foundlings. Virtual armor parties, online gaming nights, and live Q&A's are becoming common-place as a way to keep our members and foundlings connected during these times of seperation. Once again, MMCC is holding true to our namesakes by doing what Mandalorians are well known for; adapting.

Clone Wars Season 7 has also debuted on Disney+, and hopefully you've been keeping up with the episodes as I have. I can't think of too many better ways to spend a Friday evening than watching some of our favorite Clone Wars characters return for a final season. Dave Filoni and crew prove once again just how important the fans and stories of STAR WARS are to them. We also have several more STAR WARS productions coming down the pipe, including The Mandalorian, Season 2 (I heard you squealing just now). Currently we have no excuse for not having enough STAR WARS in our lives.

In closing, I know you've all heard the phrase "we'll get through this together". We will, and if anything this will further unite us as a family. Before we've always been united through our love of STAR WARS, but now we're also going to be united through our virtual engagement with each other. If you're like me and remember your grandparent's stories of financial depressions and world wars, now you'll have stories to tell your grandchildren. My most ardent wish is that story is not about how we suffered, but how we pulled together as a family and won the day.

This is the way,

**Tom Hutchens**  
**Mandalore the Uniter**

# BATTLE REPORTS

A long time ago in a galaxy far, far away, life used to be normal. Before the dark times. Before the Coronavirus. And then faster than the Falcon can make the jump to lightspeed, our world suddenly changed. We were told to distance ourselves from each other. Schools were cancelled and people we know began to lose their jobs. Toilet paper disappeared faster than Carbonized Mandalorians. Our world effectively came crashing down around us.

As many of us watched television in fear, checking in on the daily damage report, we also saw communities coming together to support one another. The Mandalorian Mercs Costume Club community is no different.

Over the past week, since quarantines began, we've seen our club rise to the occasion of supporting each other. We've seen clan pages filled with words of encouragement, and we've seen people connect through creative uses of the internet.

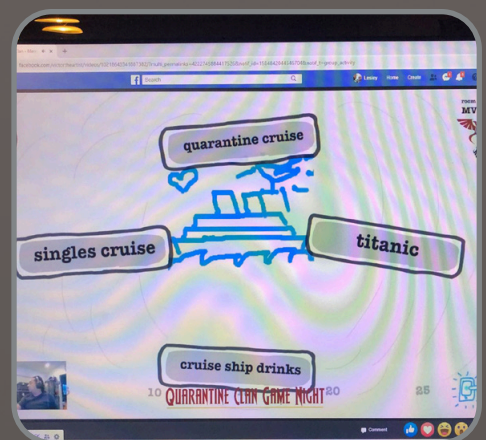
Clans, such as **Gurreck Clan** in Washington, have begun holding live tutorials, reaching out to their members to provide virtual tutorials. Their Alor'ad recently held a Q&A session on their clan page, in which multiple UMs and OMs attended.

The **Haran'galaar Clan** in San Diego, just held an online gaming night, playing Jackbox games (Drawful was the game of choice) in which multiple members got online to enjoy. They are currently working on a virtual armor party, and another online party event.

**Mav Oya'la Clan** in Pennsylvania have been engaging in Face-Time and video chats, working with UM's on how to properly attach armor. Their clan is currently coordinating a virtual armor party for their members.

Many clans, like **Manda'galaar** and **Concordia** are working on creating a better online presence to support members, with Concordia creating their own Discord, and Manda'galaar using Virtual Hangout and Zoom to improve interactions among their members online.

Not only are clans implementing new ways to keep members connected, but the club Approval Team and Western USA Region have also begun working on creative methods to support people. The Approval team is working on creating live virtual meetings, with Regional Ruus'sols engaging in Q&A sessions. The Western USA leadership has created a video in which they explain the club and the different positions to recruits and UMs. Both groups are striving to keep members feeling connected through online engagement.





**Manda'galaar Clan (Los Angeles Chapter)**

23 March at 19:28 · 🌐

Its #MandoMonday so lets get to know some of our officers. First up is Nano Rey'son one of your clan Ruus'alors. Heres what he had to say about the MMCC:  
"I joined the Mercs in an effort to combine my love of Star Wars and heart for charity. Being able to customize my look and part of my favorite characters in Star Wars, Mandalorians, it was a perfect fit. What I found is truly a clan, a second family. Giving back to the community is fulfilling, doing it with family is even ... See more



**Concordia Clan**

12 March at 14:55 · 🌐

Greetings all! With the COVID-19 Pandemic flooding everyone's newsfeed and mind, we here at Concordia Clan just hope that if you do feel sick, stay home! Practice proper personal hygiene and educate yourself on ways to prevent the spread of Coronavirus. Our thoughts and well wishes are with all those affected by this virus, both directly and indirectly.



European Command has also created a Facebook video in which Lii'kah (Regional Commander) addressed members, providing support and encouragement, and asked people to follow the advice of their governments. Her message of support comes at a critical time with many European countries deeply impacted by the Coronavirus.

Seeming like very fortunate timing, the new MMCC Facebook group, The Mandalorian Mercs Builders Group, has been providing a constant online presence in regards to helping people work on their kits. The group has seen increased engagement since quarantines started, and has become an incredible resource for UMs and OMs alike. The Club is also working on creating new material for the page to keep members informed and connected.

This world is changing around us, but the spirit and community of the Mandalorian Mercs Costuming Club continues to increase despite the crises. For many of us, the club provides us with a stabilizing presence that helps us see light in a world of darkness. It's providing us with friendship, entertainment, and community, even when these seem scarce in the current situation we are in.

So, as we move forward and look into a future that is unknown, we can take solace that the club we are a part of and love, remains here for us. The relationship we have with the club is more symbiotic than ever, and even when the world around us is becoming more distant, we as a club are united more than ever.

Whether you prefer "Oya" or "This is the way", I think we can all agree that "Aliit ori'shya tal'din (Family is More than Blood)", and that this creed has never been more prominent than in the world we live in today.

# CLUB NEWS

## THE MANDALORIAN MERCS BUILDERS GROUP

In the beginning of 2020, the MMCC Council, working with members of the International Advisory Committee (IAC) worked out and passed a proposal to found an official MMCC Builders group using the Facebook platform.

The basic goal of the group is to help those who utilize Social Media reach out and talk with subject matter experts within the club to get help on their builds. These experts come from a combined team of individuals from the Education Team, Approval Team, PR Team, IAC, Ruus'alore from different clans, and Council members. The team works together to help the foundlings get help with their works-in-progress (WIP's), match them with their clans, aid with using the forum, and helping to find information online.

As of this writing, the MMCC Builders group has over 2600 members and is extremely active. There are hundreds of interactions daily and our foundlings are getting help on many new kit designs and ideas. From advice on weathering techniques, where to find parts, what items are and are not approvable, kit inspirations, and more, the group is extremely active! The BattleCry staff sat down with several of the admins and moderators to chat a bit about the group.

**BC:** *As an admin or moderator for the MMCC Builders group, what motivates you to help our foundlings on the path to Official Member?*

**Talon Ven'ad:** *I believe it is the responsibility of every member to assist those who want to join the club. The process can be very intimidating to newcomers, and I want to be able to help people with the process. I love this club, and I know firsthand what it can provide. It's become such an important part of my life, and if I can help people join, then I'm going to do what I can to assist others.*

**Desago:** *Being a Member of the MMCC is the most rewarding and fulfilling thing I have ever done. I get excited talking about it and I want to share that joy with other people.*

**BrieKalan:** *I love the Mandalorian Mercs; it is a joy of my life to be a member. To me the club is family and this is what we do—support our family and help them along the way.*

**Cora Bla'or:** *Early advice is the best advice when building a Mandalorian! It's always easier to make changes at the beginning of a build than when you're almost completed, and it's much less painful for the application/unofficial member if they get feedback throughout the creation of their kit instead of a huge fix list once they're already done.*

**BC:** *What is your favorite part of being involved in the Builders group?*

**BrieKalan:** *For me, it is seeing all the talent, creativity, skills, and knowledge being expressed. The unofficial members are showing off so many new ideas, and the official members who are in the group are giving advice to the new members and helping them create truly beautiful kits. It's a wonder to behold.*

**Talon Ven'ad:** *My favorite part is helping guide people to the CRLs, and the forums, and then helping them with design questions. Getting people to engage with the forums is a crucial aspect for every person interested in joining the club. The wealth of knowledge that exists there is amazing. Helping with the design aspect is a lot of fun, because it's my favorite stage of the whole process. Some of the ideas and builds that people are making are absolutely astounding. There's a lot of talent out there.*

**Cora Bla'or:** *I love using the Facebook format to help unofficial members learn how to navigate the forums. For many, using message boards is a daunting task, something they've never done before, but just by posting a few links we're able to help them sift through the wealth of knowledge that we have on the boards and point them in the right direction! I also feel like the Builders Group is a great way for foundlings to drive traffic to their WIPs and get opinions from those outside of their clans.*

**Desago:** *Being involved in the Builders group has many aspects I enjoy, but overall the best thing is reading the excitement in a Foundling's post that they have just started their build, and asking a lot of questions and seeing they are receiving the best guidance to help them along the path to becoming an official member. From seeing their first concept, to watching the concepts take life and then develop into something that exceeds what their concepts started as.*

## ***SHOWING FOUNDLINGS THE WAY***

**BC:** *Tell us any fun stories from the group so far, or additional advice you'd like to share?*

**Cora Bla'or:** *I just love being able to see all the different styles of kits being posted - especially the Verd'ika!*

**Talon Ven'ad:** *I know there are a lot of obstacles to overcome, whether it is not knowing what to do, making a mistake, money, etc. The best thing to do is get in contact with your local clan, talk with the clan Ruus'alor, and learn how to use the forum. Ask questions before you buy. Just keep going, and don't quit. The process of building a Mandalorian can take 8 months to a year. The journey can be fun and challenging, but the destination makes the journey worth it.*

**BrieKalan:** *I love the sharing of skills. Even as a seasoned builder and official member, I'm learning new things every day in the group.*

**Desago:** *I think the coolest moment of being a part of the Builder group was after giving someone advice, I get a message from them saying they had spoken with me a couple of years back at a con, and had finally got around to joining up and gotten serious about building their costume.*

We took some time to talk with one of our newly approved Official Members about his experience in the group.

Images by Chris Clarke



**Kih Can'gal:** *So I found the group close to the last little bits of my kit build, and the group and its members were extremely helpful as I would send photos in to the group and ask for thoughts and ideas on things such as my second waist garment, I actually chose the red sash from an idea of one of the members, I am doing a gun slinging western look, and this member told me about how the red sash was big in spaghetti western characters, so I ran with it.*

*Also I had a ton of people asking about my weathering on my kit and lots had asked for a tutorial, I have never in my life recorded a video like that but this is such a huge family and if even one member was able to use it, that is all that mattered. This group is beyond helpful for official members looking to do a second or third kit, maybe looking for upgrade ideas, or simply maybe some trophies as well as for unofficial members seeking advice for getting kits approved. Great Mandalorians all over this group, I couldn't ask for a nicer group of members.*

**BC:** *Thank you for sharing, and also, congratulations on your new kit approval from all of us at BattleCry!*

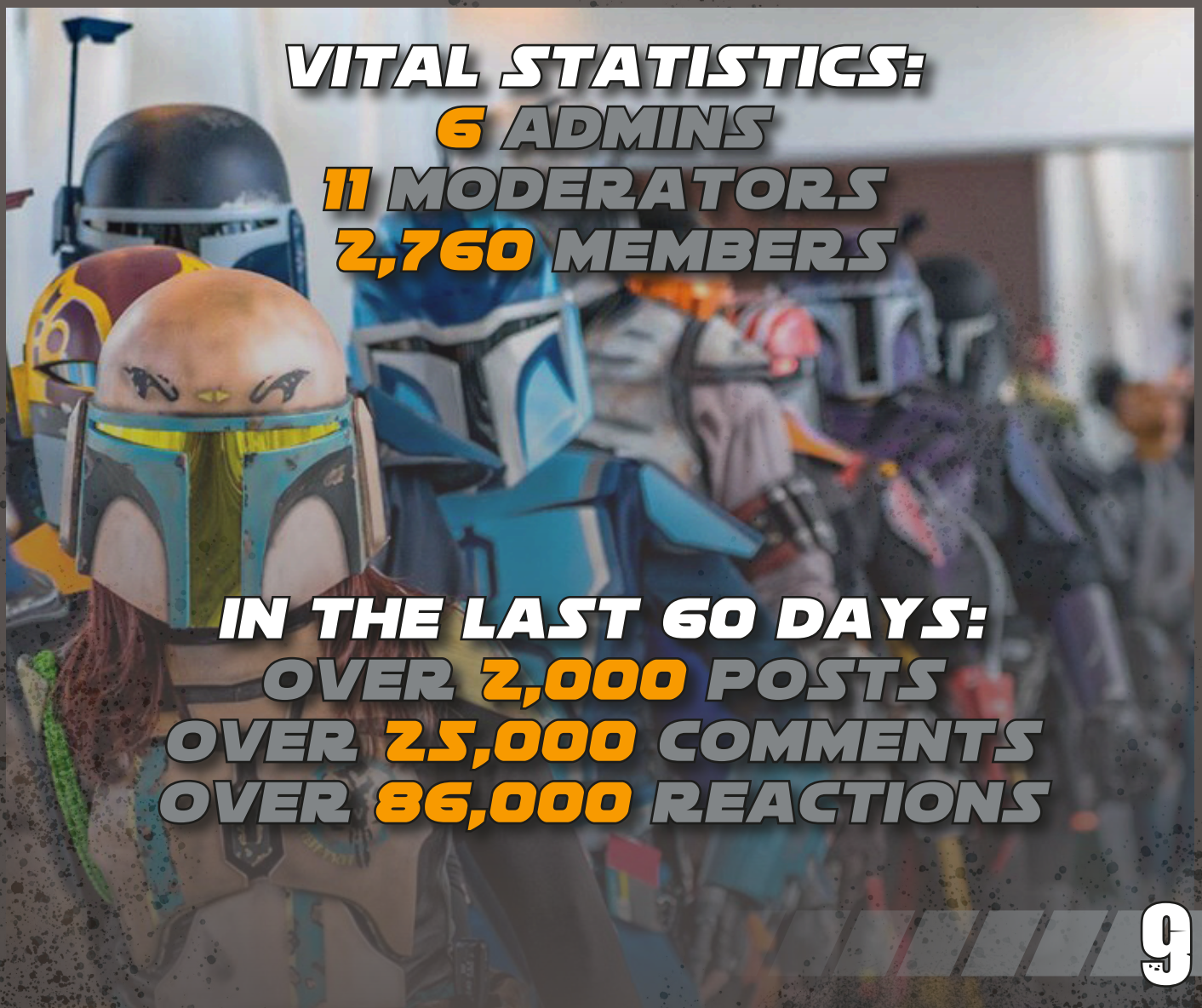
And BattleCry sat down with our founder, Tom “Mandalore the Uniter” Hutchens, to get his point of view.

**BC:** Tom, tell us your thoughts about the group and how you see it helping the club and its growth in the future?

**Mandalore:** The idea of having a “build group” on Facebook had been a topic within the International Command Council for some time. Part of our apprehension about moving forward with the group too quickly was that we didn’t want a separate presence “off-site” to hurt usage of the forums. So, ensuring both platforms could benefit each other was the first hurdle to get over. Since its launch, I think it’s been one of MMCC’s most ambitious projects. We’re reaching people at a new and simple level than what the official forums can provide by themselves, and it really gives people the ability to interact with one-another’s builds in a new and exciting way while also encouraging use of the forums for references and “Work In Progress” posts. While it’s still a bit early to give solid numbers, I truly feel that this has only helped to further open the doors for foundlings in the MMCC community and to further spread the MMCC mission globally.

Thank you all for reading with us, and if you aren’t yet a member of the group, come find us on Facebook here: <https://www.facebook.com/groups/mandocostume/>

This is the way!



**VITAL STATISTICS:**  
**6** ADMINS  
**11** MODERATORS  
**2,760** MEMBERS

**IN THE LAST 60 DAYS:**  
**OVER 2,000** POSTS  
**OVER 25,000** COMMENTS  
**OVER 86,000** REACTIONS

9

# BRIGADES

## THE VANGUARD DIVISION

Continuing the Brigades Series, the next couple of articles will cover each Division and its constituent parts. As we've read in the introductory article about Brigades, there are three Divisions for custom Mandalorians and one for our Canon and Legend kits. Today, we will be delving into the first of the three custom divisions; the Vanguard Division. Led by Brigade Marshall Ashen Kelborn and Brigade Captain Ahn'vil Burk'yc, these Mandalorians are sure to be noticed.

### FIRST INTO THE FRAY

The Brigades and respective Professions found in the Vanguard Division are those that are first into the fray. The 267th Rapid Assault Brigade consists of some of the toughest Mandalorians that are to be found. Meanwhile, Shock Infantry provides vods that are more at ease with a heavy weapon in their hands than anything else. Soaring through the sky, the Airmobile Brigade has its members raining death from above.

### 267TH RAPID ASSAULT BRIGADE – REMO'S RAIDERS.

*"The men and women of the 267th are a closed fist ready to strike hard and fast. Every single one of them has cut their teeth in battle and is hungry for more. To join the 267th is to be a member of one of the most elite fighting forces in known space."*

Often called the Tip of the Spear, the Mandalorians that have found their home in the 267th Rapid Assault Brigade are to be found at the forefront of every battle. There are two professions under this Brigade; The Demolitions profession houses those that want to see the world go BOOM and the Urban Assault profession is for the Mandalorians that specialize in urban warfare and CQB tactics.

### SHOCK INFANTRY BRIGADE.

*"The Shock Infantry are hard-hitting warriors that can be found working as lone wolves, members of a motley crew, or serving in one of the galaxy's mercenary companies. Some even throw in their banner with large galactic causes. No matter where they are found, one thing is for sure: they always leave their mark."*

Shock Infantry gives those Mandalorians that want to leave a large impact a place to gather. Under the Brigade there are three professions. Taking out droids is a job that isn't fitting for just anyone, so the Droid Hunter professionals are a rare breed of vod who specialize in taking out the mechanical menace. For those that want to play with the big guns, the Heavy Weapons profession is a perfect fit. Bringing the most influential weapons to bear in any situation, they know how to turn any situation into a fragfest. Rounding out the trifecta of the Brigade, the Heavy Assault profession consists of those Mandalorians that tread the line between warrior and tank and sometimes leap over it with gleeful joy.

## AIRMOBILE BRIGADE

*“Airmobile Brigade combines the brains and brawn of pilots and aerial assault to form a military in the sky. These professions provide security and control over areas from above, guarding both the atmosphere and the ground below from unwanted invasion. Due to the aviation assets of this division, aerial reconnaissance, troop transport, aerial rocket artillery, and logistical transport are all provided. Whether you’re a thrill-seeker looking to dog fight a squadron of enemy fighters, or an adrenaline junkie that prefers using a jetpack to maneuver those hard-to-reach places, this Brigade is for you!”*

Called the daredevils of the sky and beyond, the Airmobile Brigade has vehicular, as well as personal flight specialists, in its ranks in the two professions under its Brigade. For those who prefer to feel the wind against their beskar while raining death from above, the Aerial Assault profession is the place to be. Prefer a little more speed and mass to your mode of transportation? The Pilot profession is ideal.

## ON THE GROUND AS WELL AS IN THE AIR.

So as you can see, whether on the ground or in the air, the Vanguard Division has you covered. If you’re interested in becoming part of any of these professions, you can find the information needed on the forums under the Vanguard Division boards.

**Aliit Ori’shya Tal’din!**  
**Ahn’vil Burk’yc**



## BRIGADE MARSHALL

My Name is Ashen Kelborn (Colin) and I’ve been Brigade Marshall for the Vanguard Division since 2018.

Ever since I joined the MMCC back in 2013, I knew I wanted to join the Brigades as I wanted to do the best I could and help others to do the same. Only a month later, in October 2013, I achieved that goal as a Spec Ops Sniper. Strangely it meant more to me than the basic OM clearance. Over the years that followed, I made and helped in the creation of several kits, each having the goal of joining the Brigades as well.

In 2017 I was given the opportunity to join the Brigades Team as Captain of the then newly created Vanguard Division under Naran Baatar and that was as far as I honestly thought I’d get. It was a huge honor as well, as under Vanguard the 267th Rapid Assault Brigade was housed. The Brigade named after Remo Jadd, my online mentor who joined the Eternal March a week before I was able to meet him.

When Natar Bralor moved over to the Education Team in 2018, I was given the honor of Marshall of the Division. Soon after, I was allowed to recruit Ahn’vil Burk’yc as my Captain to join me in the Division leadership.

Image © JohnathanGoldsmith

# BRIGADES

## BABYSITTER DIVISION

### ARMOR REQUIREMENTS

- Armor - Light to Medium armor. This includes the minimum of knee, groin, torso/chest, shoulder, back, collar, and gauntlet armor.
- Helmet - Helmet must fit the helmet of Era specific CRLs.
- Backplate - A back plate is required.
- Cod - A cod plate or armored loincloth is required.
- Color - no color requirements. Garish colors advised.
- Weathering - must be consistent and realistic, but heavy weathering is not required. Random stains from having a child spit up, spill things or relieve themselves on you is appropriate.
- Armor should be generally free of things which hang loose or dangle and could easily be grabbed by a small child.




### WEAPON REQUIREMENTS

Any weapons should be secured so children cannot easily draw and operate any weapon. A non-functioning dummy or toy weapon may be used to distract the child. Make it obvious this is a dummy, as situations in combat may end up badly if drawing the wrong weapon.

### REQUIRED ACCESSORIES

Child conveyance - choose 1 from the following:

- Baby carrier – chest or back mounted.
- Stroller or pram – preferably remote controlled and armored in case child is an asset.
- Med kit appropriate for injuries that little children are prone to sustain. Colourful bandages preferred.
- One (1) object to distract the child with. This should preferably be something shiny and not too small so as to not be ingested.



### ACCESSORIES - CHOOSE 4 FROM THE FOLLOWING.

- Bottles or juice packs – bandoleer mounted advised.
- Individually packaged snacks – bandoleer mounted advised.
- At least 1 binky in a easy-to-reach place for rapid deployment.
- Children's toys – stuffed animals, rattlers, etc.
- Electronic distractions for the child – Datapad with age-appropriate holoshows, etc.
- Diaper bag with contents for at least 5 diaper changes.
- Baby Leash / Harness.
- Educational Material – flashcards, simple books, etc.

# ASK TEROCH...



## **HOW DO I PEE IN ARMOUR?**

Very, very carefully. Ideally, don't! You need to keep hydrated, but don't over indulge. If you need to use the facilities, do so before a troop if you can.

Two piece flightsuits or double zips are a blessing!

## **SHOULD I WASH MY FLIGHTSUIT?**

I'd ask myself two questions at this point... can your enemies smell you coming, and can the dirt be considered armour?

If the answer to either of those is yes (or even maybe), then Vod, clean your suit.

Hygiene is important, but be wary that a heavy clean can remove any weathering you may have gained along the way.

## **I'M GOING TO BE AN EX SITH MANDO**

Make up your mind! Be one thing or another. We don't need sorcerer's ways or fancy light swords to get our work done.

## **WHERE DOES THE 3 CLAWED BEAST COME FROM?**

That one planet out on the outer rim. You know the one. Never see the darn things coming but they always seem to hit you across the face.

Something about black and red Beskar seems to drive them mad. Hope you never see one!

## **I'VE GOT THIS RASH...**

I'm literally not touching that. Go see a medical droid!

Got a question for Teroch? He'll answer anything...

Send by PM to Jaryn Solus or email to [pr@mandalorianmercs.com](mailto:pr@mandalorianmercs.com)



## THE DARKSABER

*Spoiler alert: This article contains spoilers for The Mandalorian, The Clone Wars and Star Wars Rebels.*

First seen in Star Wars: The Clone Wars the animated show, the Darksaber of Mandalore has a long and detailed history, and after having made its return to Mandalore in Star Wars Rebels, it also makes a very brief appearance in The Mandalorian.

Why is the appearance and history of this legendary weapon so important to the Star Wars universe?

### Origin

Tarre Vizsla, the first Mandalorian to become a fully fledged Knight of the Jedi Order, forged the unique dark energy blade. Fenn Rau reveals a little more information in Rebels, stating that the blade was 'liberated' by House Vizsla from the Jedi Temple after his passing.

Tarre later became one of Mandalore's leaders, and his legacy (and thus that of the Darksaber)

was so well respected that the Darksaber became a cultural icon, and a rallying and unifying call for any leader who wielded it.

Quoting Fenn Rau “[House Vizsla] used the saber to unify the people and strike down those that would oppose them. At one time, they ruled all of Mandalore wielding this blade”.

### **The Clone Wars**

The blade remained with House Vizsla all the way through to the chaos and confusion of the Clone Wars. Pre Vizsla, leader of the Separatist supported Deathwatch, wielded the blade in an attempt to rebel against then leader Duchess Satine, using it in fights against both Obi Wan Kenobi and Darth Maul.

Vizsla however was killed by Maul (using the Darksaber) who took the blade to use for his own purposes in his attempt to control Mandalore.

### **The Rebellion**

Retrieved by Ezra Bridger from amongst Darth Maul’s belongings on Dathomir, and used to defend himself and his fellow rebels from Nightsister spirits, the Darksaber was then picked up by Sabine Wren before they left the planet.

Kanan Jarrus showed the blade to Fenn Rau, who explained it’s importance and the respect it would earn, and urged Sabine to accept the responsibility of carrying it. As part of Clan Wren, a member of House Vizsla, Sabine had a legitimate claim to the blade, and with assistance from Kanan and Ezra was trained in its use.

Ultimately, Sabine offered the Darksaber to Bo-Katan Kryze, sister of the late Duchess Satine, who became the next leader of Mandalore.



### **The Mandalorian** *Really big spoiler!*

In the closing scene of the first season, Moff Gideon, a former Imperial Security Bureau agent rumoured to have been involved in a catastrophic attack on Mandalore during the rein of the Empire, uses the blade to free himself from the wreckage of a TIE Fighter. How it came in to his possession is yet to be revealed...

# THE ARMOURY

## AIRBRUSH METALLIC WEATHERING

This Tutorial will show you how to create a high detail, layered, weathered metallic finish on plastic props and blasters using a number of different techniques in combination. We will be covering the general techniques to create the metallic finish, you may of course add any other additional details such as color patterns or otherwise as you wish, just include that in your first steps of painting.

### SUPPLIES REQUIRED

- Prop or Blaster, primed and ready to finish
- Airbrush setup
- Small to Medium sized paint brushes
- Paper Towels or Rags
- 00 Steel wool
- Masking Tape
- Water Base Gloss Black Airbrush Primer
- Water Base Metallic Pigment Airbrush Paint
- Water Base Black Airbrush Paint
- Rub n Buff Silver Wax Paste
- Acrylic Paints For Washing (Black, Brown, Burnt Umber)
- Paints For Details (optional)
- Water for diluting and cleaning

### INSTRUCTIONS

*Remember to airbrush in a properly ventilated area*

The first step is to take your primed piece and spray a coat of gloss black primer onto it. This glossy black base coat will give a nice shine through your layers going on top.

After allowing adequate drying time, take your 00 steel wool and very lightly scuff the black primer surface.

Next, airbrush on a coat of your metallic paint

Next, is the first stage of weathering. Load flat black into your airbrush, and start to airbrush faint lines where you see creases, insides corners, crevices, or grooves. This creates a shadow effect that helps details to pop. This effect can be similarly achieved with dry brushing methods, but airbrushing creates a crisper line and allows your to place it more precisely.

Next, you're going to need to get your Silver Rub n Buff ready. There are many ways to apply it, we will be using 00 steel wool, paper towels, and a small chip/paint brush.

Put a small amount of Rub n Buff on your work surface and lightly pick up some of it with your steel wool. Be sure to get most of the excess rubbed in to the steel wool, as having too



much on your tool will not create the effect we are going for.

Now, start to lightly go over the high spots of your piece with your Rub n Buffed steel wool. This will create a light silver effect on the edges of the high spots, creating a light shine that brings light to details. One of the benefits of using steel wool is that it creates an irregular texture, as well as occasionally leaving behind little pieces of steel wool that add to the reflective effect.

Repeat the previous step, but substitute steel wool for paper towel with a little bit of water on it. The water helps to repel some of the wax paste, keeping it from getting as saturated and decreasing how easily the wax bonds to your object in large areas. Keep hitting the high spots and edges, including ones that you airbrush shadowed before in black.

Repeat again the previous step, substituting paper towel for a small chip/paint brush. This will be more like a dry-brushing technique. Apply a small amount of Rub n Buff to your brush, working in any excess wax. Using a brush lets you get the silver effect into some deeper details, as well as helps you create a scratching effect.

Next, take some fresh steel wool again and use it to very lightly buff the areas that you hit with the silver, being careful not to remove the paint layers. All this is doing is creating more texture and giving the silver a bit more shine.

Next, is effectively your last step, which is acrylic washing. This step lets you add the finishing touch by grimeing up your entire piece. Take your black acrylic paint and water it down slightly, and apply it all over your blaster. Get it in everywhere, don't be afraid to overdo it because you'll be removing it quickly. You can use lots of different earth tones to achieve the look you're going for, be it rust or dirt, but for the purpose of this example, we are going for just a dark grime.

Wipe off the acrylic wash with a lightly dampened paper towel, don't clean it too well or you will just be undoing the previous step. once cleaned, step back and take in your masterpiece!

This technique is certainly not the only one to create a nice metallic finish on a prop, but it is one of the easiest methods to create a beautiful layered effect that allows details on high detailed blasters to pop. Remember that there is no one "right" way to create your desired effect. Let your creativity flow as you use this method and make your prop as clean or as dirty as you want, it's going to be a part of your kit, so make it to match!

Tutorial by **wmmbuzzkill**

For the full guide visit:

<https://mandalorianmercs.org/forum/index.php?topic=166764.0>



# THE BESKAR CHEF

Got a recipe you'd like to share? Send it to [PR@mandalorianmercs.com](mailto:PR@mandalorianmercs.com)

## XIAN'S NERF HERDER PIE

### DIRECTIONS:

1. Wash, peel and de-eye potatoes. Slice up into large pot, fill with water and bring to a boil until potatoes are soft enough to push a fork easily through. In a large frying pan, brown ground bantha then drain off excess fat.
2. Using a wire whip or electric mixer (your arm will love you), mix up potatoes while adding milk. Mix until smooth like mashed potatoes. Open both whole kernel and cream corn cans and set aside.
3. In a large casserole dish, layer ingredients as follows: Bantha, whole kernel corn, cream corn, mashed potatoes. End with a generous amount of shredded cheese over the top. Bake in oven at 350 degrees for 30 minutes or until cheese is melted and potato top is crispy on the edges.

Serves 6 and is about the heartiest meal you will ever eat in one serving.

### INGREDIENTS

2lbs lean ground bantha  
6 large golden potatoes  
Half cup whole milk  
1 large can whole kernel corn  
1 large can cream style corn  
1 bag shredded medium or sharp cheddar cheese

## CRISPY APPRENTICE

### DIRECTIONS:

1. Make sure your apprentice is properly agitated.
2. Utilising your stable position, prepare the apprentice by removing wings and thighs
3. Using a lava bed (or other cooking device capable of reaching extreme temperature) - briefly crisp your apprentice.
4. The crispy apprentice will keep for several years in a good durasteel container, although does require adequate ventilation to 'breathe'.

### INGREDIENTS

One overachieving apprentice  
The high ground

# FROM THE EDITOR



Image © JohnathanGoldsmith

In the last few weeks, the world has changed fundamentally. I hope that all of you, and your families stay safe and well. Isolation / distancing / lockdown is going to be hard, but we can get through it.

While trooping and events aren't happening, rest assured the MMCC are looking into ways to create virtual events for sharing knowledge, ideas, and just to stay in touch with club members around the world. Stay tuned for more information!

Your next issue of Battlecry will be out... next month! If you'd like to get involved or contribute an article or ideas, feel free to get in touch.

And before you ask... yes, the Brigade PRL is an April Fool's joke! (Bonus points if you read this far and found the second one...).

**Lee**  
**Jaryn Solus**

***"Faith inspires hope, and hope drives the future."  
- Mandalore the Uinter***

## GET IN TOUCH

Got something you want to tell the club about? Got an interesting new build in progress or been to an amazing troop or event?

**We want to hear about it!**

Send your feature to [pr@mandalorianmercs.com](mailto:pr@mandalorianmercs.com)  
or by PM to Jaryn Solus



# WE WANT YOU



*for the* **MERCS**  
**ENLIST NOW**  
**MANDALORIANMERCS.ORG**