

**MANDALORIAN MERCS**

# BATTLECRY

**ISSUE 4**

**MANDALORE MEMORIES**

The first ever Mercs troop!

**MERCS TRADING CARDS**

Insight into the new design and plans.

**BASIC HELMET PREP GUIDE PART 2**

**STAR WARS CELEBRATION EUROPE**

*The event*

# KELDABE TALK RADIO

OFFICIAL PODCAST OF THE MANDALORIAN MERCS

Launched on December 1st 2007, Keldabe Talk Radio discusses all things Mandalorian and Mandalorian Mercs related. With a dedicated team made up of Mercs members, the show airs once a month and is ready to tackle the hot topics regarding Star Wars.

## FIND US ON THE MERCS



**REBELSCUM.COM**  
STAR WARS COLLECTING NEWS

# WELCOME

It's hard to believe we are in October already.

12 months ago we began working on the first issue of Battle Cry, and now we are on our 4th! Looking back, it's hard to imagine that a year has gone by. It's been such an exciting year for Mandalorian Mercs, and we've accomplished some great milestones. Celebration Europe 2 should be considered our largest success for the year, with so many Mercs members from all over Europe coming out to show support and have fun.

Celebration Anaheim has been announced, and we are already working very hard on putting together a great plan for the MMCC's official appearance. It's time to look towards 2014, and what great things we can accomplish together as a family. Our charity work is ever-expanding, the benefits to MMCC members are always growing, and the bonds we build are only strengthening.

As you know, we have had some recent losses with Jacob Fett and Remo Jadd and we'll be ensuring that both will get a proper send off next issue.

With warm regards,

**Tom Hutchens**  
Mandalore the Uniter  
Founder/CO MMCC



## Contents

### **2 - Welcome**

Mandalore the Uniter introduces the magazine.

### **3 - The Road to Celebration Europe**

Meeting up and building the Mercs booth.

### **5 - In the Workshop**

Saz and others continue showing you how to get your bucket done.

### **7 - Focus on Charity**

The Mercs speak to Orange "Charity" Gunner and his work gaining recognition for a childrens' charity.

### **8 - Mandalore Memories**

Taglar Dreskk recounts the first ever Mercs troop.

### **9 - A Meeting of Culture**

Celebration Europe 2 in all of its glory, and fun!

### **11 - Trading Cards**

Coreysnaps discusses the future of the cards.

### **12 - Printing in 3D**

Rav Sta'is talks about the latest technology and her experiences with it.

### **13 - Mary Franklin**

The Mercs would be nowhere without her.

### **16 - The Euro-Bash**

Celebrating the end of the show, naturally.

**Battle Cry has a UK English Editor but all US English contributions have not been changed. The Mercs are an international club where all cultures and languages are respected.**

The Mandalorian Mercs is a worldwide Star Wars costuming organization comprised of and operated by Star Wars fans and volunteers. It is the elite Mandalorian costuming organization. Star Wars, its characters, costumes, and all associated items are the intellectual property of Lucasfilm. ©2013 Lucasfilm Ltd. & ™ All rights reserved. Used under authorization.

# THE ROAD TO

# STAR WARS CELEBRATION EUROPE

MESSE ESSEN, GERMANY • JULY 26 - 28TH, 2013

So, you take members from 4 different countries and you bring them together for a celebration of everything that is Star Wars. You take those people of different cultures and sling them together to work out how they, as a collective, will represent the Mandalorian Mercs Costume Club.

Then those members meet each other for the first time, every one of them with their preconceptions about the others and get them to work together as a coherent group,

Sounds like a recipe for disaster, doesn't it?

With any group meeting there are always going to be the "what ifs" in people's heads, as many have gleaned their impression of people through their interactions on the forums and this would be the first time members would be able to come face to face with any member of the Council.

So it came as a surprise when the PR Officer turned out to be as far from his "grumpy" nature on the Mercs forums and through building the Mercs' set members had a great opportunity to chat and get to know one another.

This was something that European Regional Commander, Niabi, wanted, as it gave him opportunity to speak to members face to face and try to directly resolve their issues and differences. Turns out there were very few differences, which allowed everyone to work together as a coherent team.

Members of the Vok'Chi and Jai'galaar clans joined forces in building the set, using the representation of Canadian Mercs member, Thaxos, as a means of having fun together.



The main graft came however with the arrival of the truck and every member teamed together to unload the partitions that made up the bunker designed by Nagra Shysa. Nagra also showed other clan members his novel and unique ideas in regards to prop making, including the use of old toy containers.


It took a while to organise the pieces of the bunker into some semblance of order, but, because the area had a back wall, members agreed to extend the bunker so more members could fit in for changing. It took a lot of thought and negotiation to get everything right.

Once the bunker was built, members could concentrate on the window dressing, including ammo containers, 2 prop guns and the charity raffle area, which would keep those who wanted to interact with the props separate from those who wanted to buy tickets and talk to the staff about the club.

Saz went around with his trusty reel of tape to ensure that there were no tripping hazards and finally the set was ready for the show.

The Mercs area included the bunker with interactive guns and many photographable areas hinting at life as a Mandalorian, a Han Solo in Carbonite area with Clan banners on display as well as Mandalorian music being played, examples of helmets being displayed and the charity desk to distribute Mercs cards and information as well as raise money for charity.

Once finished, the English and German clans took a look around the rest of the arena and purchased their items before returning to their hotel, where they got to know each other before sharing a meal and talking the night away over Mandalorian Mercs business.



# IN THE WORKSHOP

## SAZ OFFERS TIPS AND TRICKS TO HELP YOU BUILD YOUR KIT

### **B**ASIC **P**AINTING

People are not making it up when they say that the helmet is the most important part of your kit and it really needs some extra time ensuring that your helmet is perfect. It's the way you communicate your character to convention goers.

Continuing on from last issue, I show you some cool tips and techniques to get that weathered, yet decorated helmet look.



**Again, remember the '5 P's' : Proper Planning Prevents Poor Performance.**

You really have to have a good idea of what you are going to do, be it a drawing, a photoshop of the helmet coloured in or even something as simple as deciding what colour it is going to be.

The helmet I am making for the example is a gift for Mary Franklin of LFL from the Mercs, using cunning and guile, I managed to get her favorite colour out of her, which was forest green and decided that would be the base colour.

As it was a Night Owl helmet, we would keep the relative design but I wanted something a little bit more personal and intricate.

#### **Masking**

Masking is all about the preparation, taking the time to mask your helmet properly will result in a much cleaner line, however, there are other ways.

Many people will tell you about masking fluid, which is, effectively, latex and you can get tins of latex for the same price as a bottle of artists' masking fluid if you know where to look and if you have a lot of it, you can mask whole areas, such as the cheek area. In the pictures you can see I have already laid the forest green onto the bucket after applying the 'dink' damage with latex.

#### **TIP**

Plan your scratches, don't randomly make splotches and tell a story with damage.

-Niabi

Simply using a brush I layer on several layers of latex following the contour of the bucket. Latex will follow gravity but can be built up so keep it thin if you don't want it to run and apply in layers. You can always use a sharp knife to remove runs.

Latex tends to dry clear, but will have white areas where it has dried thick.

However, if it is straight lines you are looking for then nothing beats masking tape, you will want low tack tape if you want to avoid complications with the glue and the paint. However, the simplest way to prevent this is to ensure you have given sufficient time for each layer of paint to dry. If you are using car spray paints, remember that it can take up to 48 hours for the paint to fully adhere to the surface, depending on the environment you are in.

In essence, to get a good effect you will need patience and not try to rush the completion of your helmet (or your kit in general), we all have had the "eager fever" when you are motivated, but try to use that time constructively, I tend to work on another part of my kit when I am waiting for paint to dry. Impatience can wreck your work.

#### **5 Mandalorian Mercs Battle Cry**



Naturally, as soon as I say something I end up finding away to break that rule, now, in most cases I will use something low tack, like masking tape, but in this occasion, I really wanted the bucket to look used, so I ended up using electrician's tape. Yes, I wanted the line to look rough.

So why break a rule, when I've told you how to do something? The simple answer is that it is your bucket and to try something different is to be individual when painting your helmet and making something unique to you is really important. I tried an experiment with the tape in the hopes that it would tear the paint and give an uneven line, it was partially successful.

Once you are 100% sure you have your helmet masked off, you can go ahead and lay down your next layer, in this case it is white, as I am emulating the night owl look and feel.

Always remove your masks with care, unless you want rough and ready.

For every colour layer you place, ensure that you remove the masks that you have made before (especially the dinks and the latex) then re-apply them. I know that sounds like a lot more work, but trust me, your paint chipping will look less purposeful.

### Basic weathering discussion

I'll make the distinction right now, some people don't want to weather their kits, and that is perfectly fine. I will say that, personally, weathering adds to the feel and the story of your kit, every scratch shows that your warrior has been out there fighting and telling a story is everything to a good kit.

Some people like to splodge masking fluid on and call it a day, some people go for a realistic style, and some go for a more cartoony style where the paintchips have an even amount of black to underline it. All of that is fine, your way is your way.

I do like to make my damage as realistic as possible, though I know that some people hate the idea of damaging their hard work, I use different grades of sandpaper to get different types of scratching. But I always add a bit of manual scratching to my masked chipping, as it breaks up the chipping and gives the impression of damage occurring over several adventures.

I will show you some of these tricks next issue!

- Saz



#### TIP

Use something with a fine tip (eg a toothpick) to apply masking fluid. This will allow you to get fine detail weathering helping to prevent it from becoming blotchy.  
-Tracyn Ordo



**NEXT WORKSHOP:** Decoration and weathering

Mandalorian Mercs Battle Cry 6

# Focus on Charity

**At Celebration Europe, the Mercs raised 1703 Euros (Approx. \$2400) for Sternenbrücken Hospice, Germany in response to 'Mission Orange'.**

**What is Mission Orange, we hear you ask? Well who better than Orange 'Charity' Gunner to explain?**

Hi, my name is Magnus, I am also known as Orange 'Charity' Gunner and I was the recipient of a really big surprise from the Mandalorian Mercs, which came as a complete shock to me. I have to appreciate the work of the Mercs to raise so much money for the charity I have put my heart and soul into for so long.

I support the German charity 'Sternenbrücke', which means "Starbridge". In Germany around 4,600 children die each year. The children's hospice Sternenbrücke looks after the whole family for four weeks a year, through the long period of illness, which each child can suffer, and provides a period of relief and regeneration for families with terminally ill children. They also accompany the family through the last period of their child's life.

I have been involved with the charity since 2007 and have used many costumes to have fun and inform people about the hospice, Orange 'charity' Gunner is easily my most recognised (and, I have to admit, my favorite) outfit, but it is important to recognise that other franchises, like Star Trek and Stargate also help me support the hospice.

My goal is to raise awareness for Sternenbrücke and I am happy when I can fulfill the wishes of the children's wishlists. I have been blown away by the generous help and acknowledgement of my efforts, I was acknowledged by Lucasfilm Ltd and the German Rebel Legion also kindly made me an outfit, so you can imagine how emotional I was by the efforts of the Mandalorian Mercs to help me achieve my goal.

I enjoy working with the Mandalorian Mercs, I even have the name on my charity patches to honour their name and efforts towards helping me fulfill wishes and I always look forward to events alongside them.

It is hard work raising money and making people aware of charity organisations, so when the Mercs approached me I didn't realise just how good they were at getting people to support Sternenbrücke. My legs buckled under me and I needed help to stand, I am not afraid to say I wept tears of joy.

If you are interested in the work of Magnus, then please visit his website at <http://www.mission-orange.de>

If you are also interested in the work of Sternenbrücke then please click on the link below:



The Mission Orange ribbon



Presenting the gifts. Photo by Magnus OCG

# MANDALORE

## Memories

ADVENTURECON  
KNOXVILLE CONVENTION CENTER

The Mandalorian Mercs Costume Club first opened its doors in March of 2007. However, very few people in the MMCC know the earliest origins of Mercs, or the inspiration behind the organization. Jon Nichols (Taglar Dreskk) writes this short flashback in time, as we travel back to the origin of the Mandalorian Mercs.

Five and a half hours of driving and I was about to meet the man who planned to change the world of Mandalorian costuming and I wasn't too happy about meeting him.

Before the Mercs, a small number of Mandalorian costumers gathered at a site called "Heroes, Villains and Mandalorians". HVM wasn't as organized as the Mercs is today, but it was the only place for Mando costumers.

Tom and I met there and talked of a new Mando-dedicated web community. As I drove to "Adventure Con", I thought about what to say to a man reinventing an established idea. I wasn't happy and I felt any conversation was a waste of time.

It was my first ever convention and I had spent the previous 2 years working on my costume. With the help of friends I got it finished the night before we planned to leave.

After arriving, fellow costumer "Jun Garros" and I went to meet with Tom in the hotel lobby. I expressed my concerns that his idea was copying an unrealized idea and was convinced he couldn't sway me. Tom talked with so much conviction about his ideas that my concerns vanished and I found myself volunteering to care for the website. I had met a "brother-in-arms".

With the idea of the Mercs up and running, we concentrated on our very first troop. Tom, Jun Garros, and I marched to the convention center the next morning. We met up with the Mid-South Garrison Mandalorian costumers and their amazing costumes. I also felt the most amazing feeling in the world: random strangers stopping us for photographs. I had become an instant celebrity and it was a feeling I had never experienced before, it was wonderful.

After hours of photos there was the photo that we had to get, one with Jeremy Bulloch. As we approached his table we were stopped by convention staff collecting money. Jeremy motioned them to let us through. He told us how much he loved our costumes and he surprised us by asking if he could get a picture with us. The picture would find itself on [www.jeremybulloch.com](http://www.jeremybulloch.com).

We also got to witness an amazing wedding outside the convention. An Imperial officer officiated the wedding of a man dressed as Boba Fett and his wife-to-be dressed in a gown from Labyrinth. When the officer asked for objections a call came out from the crowd. Strutting down the aisle was another Boba Fett. As he reached the podium he removed his helmet revealing none other than Jeremy Bulloch. It was amazing to see him wearing the costume and an experience I will never forget.

As the weekend came to a close, we said our goodbyes and exchanged information. We had no idea that our outing to AdventureCon would be the beginning of something amazing. Whilst the costumes wouldn't meet today's standards, the troops grew and we had a lot of fun building this club.



A

# MEETING OF CULTURE

Members of Deryc Vhetin (Netherlands), Orar Galaar (France) and Vok'chi (UK) joined the German Jai'galaar clan at Messe Essen, Essen, Germany for the Star Wars Celebration Europe convention.

Whilst all the groups had worked together via the forums and some of the members had met previously at other events, Celebration Europe became the centre of the biggest gathering of European Mercs.

As arranged, the Mercs had come together to build a bunker; with two blaster cannons, several weapons racks and various Star Wars effects as the centrepiece (as well as doubling up as a changing room) giving the visiting families plenty to look at and play with.

Also displayed was a full-life Han Solo in Carbonite, with the added draw of flashing lights, which proved popular until the addition of Nate Jangotat with his Boba Fett costume; he was so popular, there was a constant stream of people taking photographs with him and Han for 3 hours, with only 2 short water breaks!

Essen just happened to be suffering a heat wave at the time, so the Mercs (and the other costume groups) had to ensure that plenty of water was available, which, as most of the Mercs were using the Essen underground, was an interesting sight as members walked around the city with packs of bottled water.



Nate Jangotat posing with one of the many fans at Celebration Europe.



A young fan showing Saz how intimidating a Mandalorian should be.

The Mercs were informed by casual observers that many guests of the convention chose to ignore the sales booths and go directly to the costuming section. Indeed the Mercs worked out a shift to ensure that there was a member of the club in armour at any given time as there was a constant stream of guests wanting to get involved with the members there and interact with the props.

One of the more exciting props were easily worn Mandalorian plates made by the Dutch clan, when accompanied with the use of a Mandalorian helmet, children and adults alike flocked to be able to pose as a Mandalorian with Mandalorians.

The Mercs raffle also proved to be very popular with the convention goers, dedicating the money to Sternenbrücken Hospice, Germany and to help Orange "charity" Gunner raise awareness to the cause. Thanks to the generosity of various helmet makers and sponsors, the Mercs had a plethora of desirable prizes on offer and every evening the Mercs pulled the winning tickets, meaning a massive group of people waited every day at the Mercs booth to see if they could win the choice of one of the prizes.

The first winner always chose the Mandalorian Helmet.

On the last day of the raffle, the mercs gave away the last of the wonderful and exclusive Mercs posters which depicted Mandalore the Uniter and Mercs retaking a planet created by Mercs member Pinocchio. They were so popular that the first day's allocation were gone within 2 hours, so the Mercs had to use it as an incentive to buy raffle tickets, the posters managed to last the whole of the convention, with the last posters given away as prizes to give the guests. Copies of the poster are available at the Mercs shop.



A sad note to the event; after discovering the helmet donated by Asok was damaged in transit (and we were unable to give it away as a prize) came the devastating news that Asok had a terminal illness and would not last the next few days. As a mark of respect, the helmet was placed in the display area with a sign that stated "in Loving memory of Asok". The members were further saddened to hear that he passed away shortly after.



The Mercs also provided a panel for guests on the Saturday, led by Niabi, to include all of the clan leaders being able to receive questions. As well as members of the Mercs also taking part as judges in the costume competition. It was in fact in this competition that Mercs member Talos Kot came third in his division and Vok'Chi member Arah Lise Jadd won her division in her costume (though sadly not as a Merc).

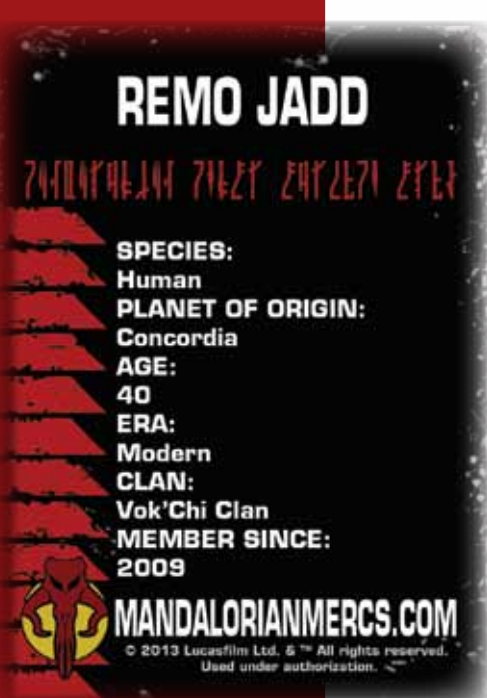


When the Mercs gathered for their group photograph it was an impressive sight to see so many Mandalorians walking the floor, so much so, the Mercs received rapturous applause and cheering as they walked to their destination.

The event was a wonderful success, with great fan and group interaction alike, so much so that the French Garrison of the 501st invited the Mercs to Paris Comicon in 2014, an awesome surprise at the end of a busy and hard working, but fun, weekend.



# TRADING CARDS



If there's one thing that members of the Mandalorian Mercs love, it's their Mercs Merchandise. One of them that stands above them all is the fun and personalized trading card. Every Official member gets the opportunity to have cards made, so they can give them away to Star Wars fans at conventions. Battlecry takes a moment out of Quartermaster Corey Applegate's time to discuss the project.

## What are the trading cards?

Photos of Official Members turned into collectible trading cards. The intent is to have something to hand out and trade to collect. It's another benefit of being an OM; being able to represent the Mercs on an official LFL disclaimed trading card, because only members who have submitted and been accepted for official membership (Tier 3) are eligible to have a card made.

## What's different in this set from previous sets?

We've improved the quality of the cards by raising the standard of submission photographs and we've modified the template to differentiate from the previous set. Along with the updated format for the cards we've added a "numbered" set to create an official Mercs Merchandise item of a limited edition run of highly collectible cards.

Purchasing the set from the Mercs online store is the only way to collect the numbered cards as Mercs distributing their own cards will not have numbers on them. This raises the rarity of the numbered cards making them a more coveted memento. Mercs who submit to be part of the numbered run will receive a complete set when the set is available for sale in the Mercs Store.

## How many cards in a set?

54, and they will be packaged in a box with custom artwork for the set by Tod Allen Smith, an officially licensed LucasFilm artist who specializes in trading cards.

## Why 54?

That's the standard size of a deck of playing cards: 4 suits, 2-10, jack, queen, king and ace with two jokers. For the deck to fit in the custom box, while allowing for the largest amount of cards possible, it couldn't be any larger than 54. To be clear, they are not playing cards, just packaged similarly to playing cards. Although playing cards may be on the drawing table for items to be produced in the near future if we have enough interest and demand for them.

## Will there be another run of trading cards this year, or is 54 the cap for 2013?

We aren't planning on doing another run this year, so 54 may be all that is included for 2013.

## Will there be another collectible set assembled for 2014?

I'm not going to ruin the surprises that the PR officer and I are working on for the 2014 set, but we are planning on doing a new set and it might include some features to coincide with Celebration Anaheim in early 2015.

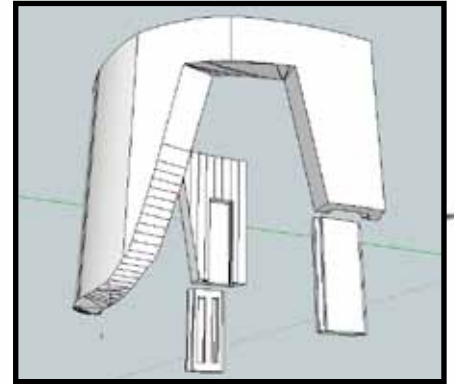
# PRINTING IN 3D

Rav Sta'is is the Alor'ad for the Sandhawks clan in Australia and has been leading the way in the Mercs when it comes to 3d printing props and armor pieces.

I was aware of 3D printing, but I never realized its potential until Melbourne Armageddon Expo in 2012, I saw a 3D printer printing a little TARDIS. I instantly saw the potential for using this technology to make props.


I built my first 3D printer in November 2012, it was a MendelMax 1.5 and came as a Kit. It took me about a month to put it all together and calibrate it. Its been a learning experience ever since, and I am constantly learning new things.

I just use some very simple software to design my props; I use Sketchup Pro. I can design complex items and make them look right on screen, then I just print them. This is great, because if I make something too big or too small, its really easy to fix.



## Pros

1. It's far more cost effective: you can change the model directly rather than starting again.
2. Less stuff needed! No casting materials, no forms and no physical storage needed.
3. Lightness: 3D printed models are mostly hollow, though exceptionally strong.
4. Easier to prototype and collaborate: I have worked with other members just prototyping items for their projects.



## Cons


1. Organic modelling is usually not easy in computer software, and there are size constraints on what you can print.
2. Bed size: The printer has to be larger than the item you are printing, so you have to cut stuff up into smaller units and that isn't always practical. You're not really able to print flat items yet.
3. Speed: It takes a while to get your models made.
4. It's easier to "recast" people's work. Use open source licences prohibiting the commercial use of your models.

If you are looking to start 3d printing you really need a printer that is capable of printing in ABS plastic. This type of plastic is the easiest to work with, its generally cheap and is pretty strong (the same stuff Lego is made of).

To be able to print in ABS, you need a printer with a "heated bed" and realistically nothing finer than a 0.4mm nozzle.

Find a local Hackerspace or Rep Rep group to give you advice and try not to get a printer too obscure because it may be hard to support.

Generally any Mendel Max, or Prusa or open source platform will be well supported and easy to find help online, but the market is rapidly changing and may be different by the time this goes to print so perhaps just look around.



# MARY FRANKLIN

If you've attended a Celebration event then the first person you should thank is the Lucasfilm Senior Events Lead: Mary Franklin, who works tirelessly with the costume community to create memorable events. Celebration Europe 2 was no exception, except Mary and her team only had a year to get it sorted, which was a phenomenal feat.

During this time Mary has shown an amazing amount of patience and took the time to answer every question posed by the costuming groups attending. The Euro Mercs decided to present Mary with her own Mandalorian bucket to go with her honorary membership and to celebrate her Mandalorian-like tenacity in getting things done.

Aware of her schedule during Celebration Europe, the Mercs informed her that they would be presenting her with a little gift, but didn't mention what it might be.

True to her promise, Mary arrived at the Mercs booth and a small speech was given by Richard Whittaker, the PR Officer.

When the helmet was passed to her Mary's response was "Are you kidding me?". It was a wonderful moment to see her pure delight in being given her very own Mandalorian helmet.

Mary was thanked for arranging an event that allowed all the groups in the European region to meet together, if it wasn't for Mary and her team, the European clans would still be friends instead of brothers and sisters.

Mary wrote to the PR Officer after the event : "I am humbled and deeply honoured to have received my very own Mandalorian helmet from the Mandalorian Mercs. That was just incredible to receive and such a surprise. I love it! And in my very favorite colour, too. You are so very thoughtful."

"Now I'm going to tell you something that is a first; for the very first time, I have moved Bossks off my Bossk shelves in my office to make room for something that is not Bossk. My helmet is proudly on display!"

"I must wear it for a picture sometime with other Mandos! Thank you again, and thank you for producing a wonderful area in Hall 5 that was so much fun for so many people. It must have been a huge amount of work. Many people loved it, and it looked great."

"I look forward to working with you often in the future!"

She also didn't object to the thought of any armour coming with the helmet...


**13 Mandalorian Mercs Battle Cry**




# A LITTLE BIT OF FUN...

## ORIGINS

BY JON NICHOLS / TAGLAR DRESKK



## M5 GROUP PHOTO



Pictured above: Sinj Kraytbane, Jasiya Nau'ur, Tassone Phoenix, Mav runi, Jesse Libarra, Dexa Drask, Kit Jate'kara, Lem'zig Dee, Jyvora, Arden Fisk Number Two, Dusty, Ram Naastar, Dar Kyrar, darthmayhem & Kris Jasra.

**Australia**

**Sandhawk Clan**  
facebook.com/SandhawkClan

**Brazil**

**South East - Vode An Clan**  
facebook.com/vodeanbrasil

**Canada**

**Alberta - Hett'ciri Clan**  
facebook.com/HettciriClan  
**Manitoba - Vhetin'Ade Clan**  
facebook.com/VhetinAdeClan

**Europe**

**Germany - Jai'galaar Clan**  
facebook.com/jaigalaar  
**Holland - Diryc Vhetin Clan**  
facebook.com/clandirycvhetinr  
**United Kingdom - Vok'chi Clan**  
facebook.com/VokChi

**Mexico**

**BigFang Clan**  
facebook.com/BigFangClan.Mexico

**United States of America**

**Arizona - Shonare Vhekadla Clan**  
facebook.com/azmandomercs  
**California (LA) -Manda'galaar Clan**  
facebook.com/mandagalaarclan

**California North - Teren Clan**  
facebook.com/TerenClan  
**California South East - Skirata Clan**  
facebook.com/SkirataAliit  
**Colorado - Cerar**  
facebook.com/CerarClan  
**Florida - Buurenaar-Verda Clan**  
facebook.com/BuurenaarVerdaClan  
**Georgia/Alabama - Naast Clan**  
facebook.com/NaastClan  
**Hawaii - Five-O Clan**  
facebook.com/MMCCFiveOClan  
**Illinois - Nexu Clan**  
facebook.com/nexuclan  
**Indiana - Taakure Clan**  
facebook.com/groups/TaakureClan  
**Kansas & Missouri - Yustapir Clan**  
facebook.com/YustapirClan  
**Kentucky - Blue Moon Clan**  
facebook.com/bluemoonclan  
**Maine - Wampa Clan**  
facebook.com/wampaclan  
**North Carolina - Talon Clan**  
facebook.com/talonclan  
**Ohio - Rancor Clan**  
facebook.com/rancorclan  
**Oklahoma -Ge'tal Vheh Clan**  
facebook.com/okmerc  
**Oregon - Seron Clan**  
facebook.com/seronclan  
**Pennsylvania - Mav'oyala Clan**  
facebook.com/MavoyalaClan  
**Tennessee - Besuliik Clan**  
www.facebook.com/BesuliikClan

**Texas North - Murraan Clan**  
Facebook.com/ClanMurraan  
**Texas South - Zakkeg Clan**  
facebook.com/ZakkegClan  
**Texas East - Arqet Clan**  
facebook.com/ArqetClan  
**Texas West - Vhe'rang Clan**  
facebook.com/EIPasoMandalorian-Mercs  
**Utah North - Krayt Clan**  
facebook.com/KraytClan  
**Washington State - Oceanhawks Clan**  
facebook.com/oceanhawksclan  
**Individual members - Freelancers Guild**  
facebook.com/FreelancersGuild





# THE EURO-BASH

After a hot and sweaty three days of trooping, the European members of the Mandalorian Mercs could sit back and settle into reflecting over the course of a brilliant but long weekend.

Whilst some would be returning to Messe Essen in the morning to pack away the goods, most would be returning home and this would be the last time they would see each other for a while; it was time to take the opportunity to mingle.

Thanks to Ratiin (Monika) the Mercs were able to relax with a German buffet, boasting different types of German delicacies for the members to try.

The guests of honour for the day were Jeremy Bulloch and his wife Maureen, who had spent most of the weekend entertaining fans, as the dinner progressed Jeremy went around each table to have a chat with members of the Mercs and get to know how their weekend was, as well as speaking to the group as a whole.

As Jeremy and Maureen had a boat to catch in the morning, they left the event early, leaving the Mercs to celebrate and listen to speeches.

Saz spoke on behalf of Mandalore, reading out a pre-prepared speech telling the Euro Mercs how proud he was that we had worked together and, more importantly that he would be attending the next European Celebration.

Saz then passed on his personal feelings about the event, it seemed that everything went as planned and, most importantly the European Mercs came together as strangers and would be leaving as family.

European Regional Commander Niabi echoed Saz's thoughts and presented Saz with a Boba Fett print, signed by Jeremy Bulloch from the clans for his work in organising the event.

Members came together to say an emotional goodbye to each other as the night came to a close and every member parted knowing that they would see their family again soon.



# FROM THE EDITOR



The internet is a funny old thing isn't it? Whilst it is a global communication hub that allows people to pass on information (rightly or wrongly), have relationships with people and, well socialise; there is also a large element of miscommunication and misinterpretation.

I think I have learnt over the past few months that sometimes we get in the way of our own communication, whilst it's better than not speaking at all, sometimes we assign a "voice" for a person and we affect the personality of the person with our feelings at the time, so on a bad day, someone could really come across as grumpy.

Or at least that's how I came across to the Euro Mercs, who were completely surprised at how laid back and fun loving I am as a human being. I just take my job here in the club very seriously.

But I'm also guilty of the same thing with others and members whom I thought I might have issues with turned out to be lovely and I learnt that I have to hold judgement on anyone I haven't met yet until I meet them. It can be pretty much defined that everyone who is a member of this club does so because they agree to the club's goals and everyone has that in common; it certainly was apparent at CE2.

Which is why I want to go to Anaheim and meet as many people as possible, so I can learn who they are from them, from their mannerisms and body language.

As this is usually the last thing I write, I will make mention of the fact that my close friend in costuming, Chris Brown, also known as Remo Jadd passed away in September. You will see in this magazine so many pictures where Chris is in the background, but he was always there, for his friends and for his club and I talk about Chris because he was so much more to him than he let on.

He had a great sense of humour and he loved the Mercs so passionately and so many of you were robbed of the chance to meet him.

We will spend some time next issue hoping to communicate just how much of an influence Chris was in the Mercs, but until then, I thought I would shut up for a while and share some photos of us with him.



Above: With Nirob, tired after the Mercs dinner and the last photo taken before we left Messe, Essen.

# THE END CREDITS

## EDITORIAL

Richard "Saz" Whittaker

Tom "Mandalore the Uniter" Hutchens

## CONTRIBUTORS

Richard Whittaker

Tom Hutchens

Sean "Thaxos" Thomson

Ken "Kensnaps" Applegate

## WITH THANKS TO

Nara Kebiitra

Rav Sta'is

Coreysnaps

## PHOTOGRAPHS BY

Matt "Riv Serulius" Zeher

Kate "Nala" Giles



Mandalorian Mercs Battle Cry is the Magazine of the Mandalorian Mercs Costume Club, no copyright infringement intended and all known credits given.

Contact Richard Whittaker via [pr@mandalorianmerc.com](mailto:pr@mandalorianmerc.com) regarding this magazine.

The Mandalorian Mercs is a worldwide Star Wars costuming organization comprised of and operated by Star Wars fans and volunteers. It is the elite Mandalorian costuming organization. Star Wars, its characters, costumes, and all associated items are the intellectual property of Lucasfilm. ©2013 Lucasfilm Ltd. & ™ All rights reserved. Used under authorization.